

Scaled data based on original data using  
LM-79-08 Approved Method: Electrical and Photometric Measurements of Solid-  
State Lighting Products

Test Report Prepared for  
Cooper Lighting Solutions  
(formerly Eaton)

Brand: McGRAW-EDISON

Report Number: P191926

Luminaire Tested: **GLEON-AF-08-LED-E1-SL3-7050-800-HSS**

Issue Date: 3/3/2020

**Test Information**

Test Method: LM-79-08  
Report Number: P191926  
TEST IS SCALED FROM IESNA LM-79-08 TEST DATA (P24289)  
Test Lab: INNOVATION CENTER P2  
Issue Date: 3/3/2020  
Manufacturer: COOPER LIGHTING SOLUTIONS (FORMERLY EATON)  
Product Line: MCGRAW-EDISON  
Catalog Number: GLEON-AF-08-LED-E1-SL3-7050-800-HSS  
Description: GALLEON AREA AND ROADWAY LUMINAIRE  
(8) 70 CRI, 5000K, 800mA LIGHTSQUARES WITH 16 LEDS EACH AND TYPE III  
SPILL LIGHT ELIMINATOR OPTICS WITH HOUSE SIDE SHIELD  
Light Source: -  
Ballast/Driver: ELECTRONIC DRIVER

**Summary**

Lumens per Lamp: N/A  
Luminaire Lumens: 32928 lumens  
Efficiency: N/A  
Efficacy: 98.6 lumens/watt  
Luminous Opening: Rectangular (W 2' x L: 1' x H: 0')  
IES Classification: Type III - Short - Non-Cutoff  
BUG Rating: B2 - U0 - G5

Input Watts (W): 334  
Input Voltage (V): NR  
Input Current (Ain): NR  
Voltage Rise (V): NR  
Power Factor: NR  
Total Harmonic Distortion (THDi): NR  
Frequency (hertz): 60  
Stabilization Time: NR  
Operation Time: NR  
Ambient Temperature (°C): NR  
Test Distance: 25 FT

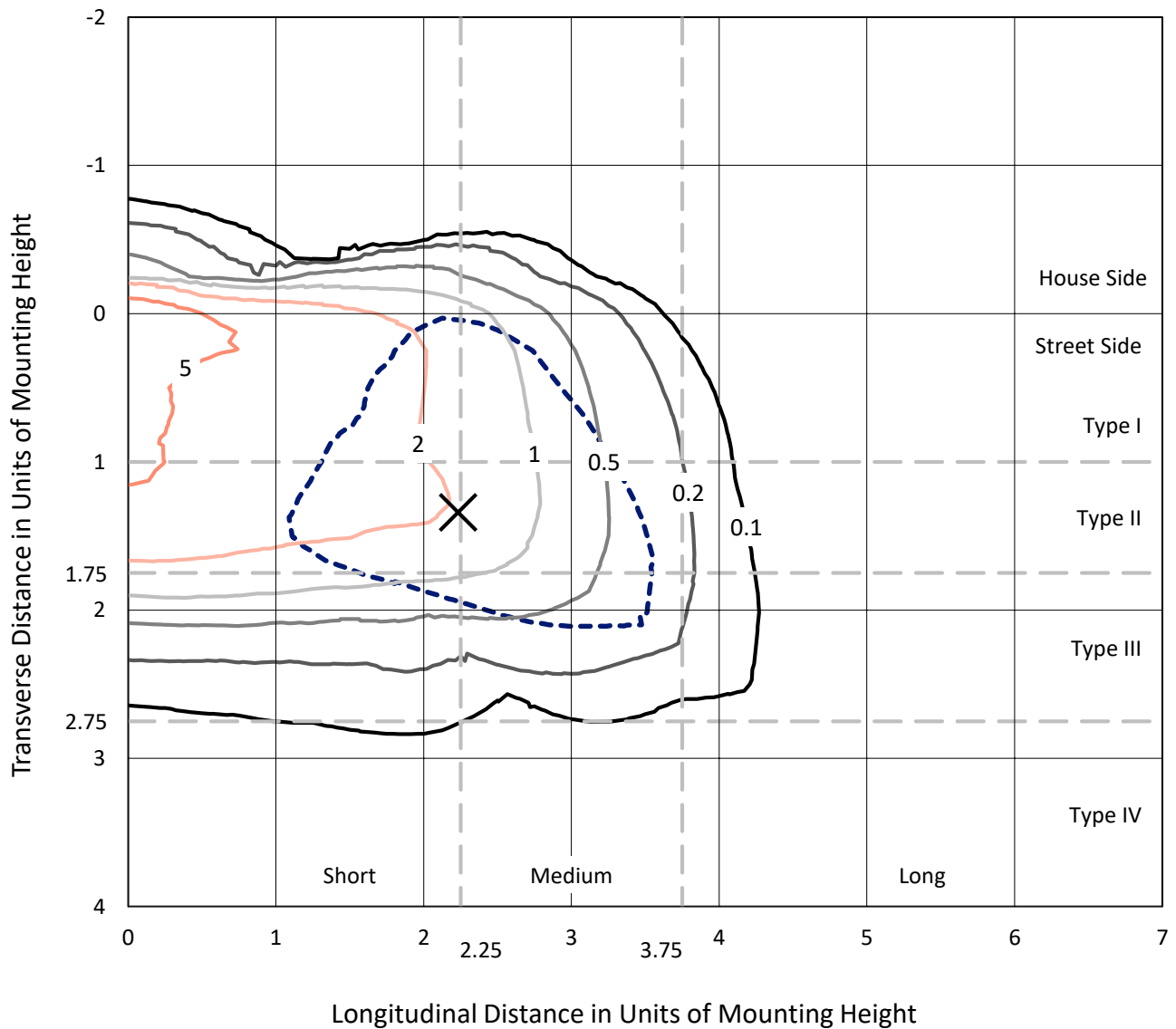


REPORT NUMBER: P191926

CATALOG NUMBER: GLEON-AF-08-LED-E1-SL3-7050-800-HSS

### Iso-Footcandle Lines of Horizontal Illumination

× Max cd  
 - - - 1/2 Max cd

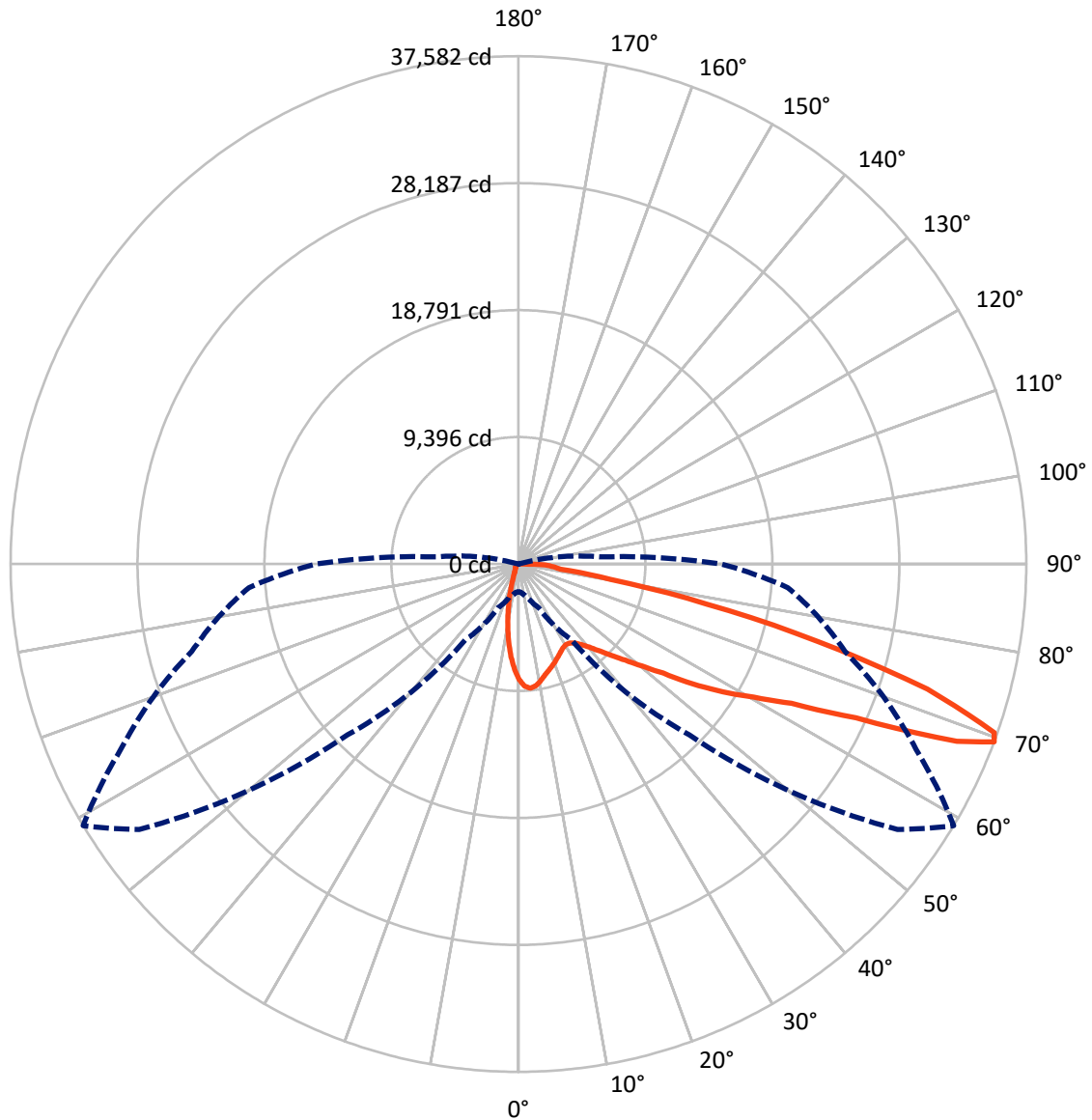


Based on 30 foot mounting height. Maximum calculated value = 9.6 fc  
 Type III - Short - Non-Cutoff

REPORT NUMBER: P191926

CATALOG NUMBER: GLEON-AF-08-LED-E1-SL3-7050-800-HSS

### Luminous Intensity Polar Plot



— Vertical Plane Through 59-Deg Lateral      - - - Horizontal Cone Through 69-Deg Vertical

REPORT NUMBER: P191926

CATALOG NUMBER: GLEON-AF-08-LED-E1-SL3-7050-800-HSS

**FLUX DISTRIBUTION:**

		Downward	Upward	Total
<b>House Side</b>	Lumens	2681.5	0.0	2681.5
	% Fixture	8.1	0.0	8.1
<b>Street Side</b>	Lumens	30246.5	0.0	30246.5
	% Fixture	91.9	0.0	91.9
<b>Total</b>	Lumens	32928.0	0.0	32928.0
	% Fixture	100.0	0.0	100.0

**Coefficient of Utilization**

**ZONAL LUMENS:**

Zone	Lumens	% Fixture
0°-10°	695.7	2.1
10°-20°	1437.5	4.4
20°-30°	1934.3	5.9
30°-40°	2808.5	8.5
40°-50°	4676.4	14.2
50°-60°	7295.1	22.2
60°-70°	9027.1	27.4
70°-80°	4574.8	13.9
80°-90°	478.7	1.5
90°-100°	0.0	0.0
100°-110°	0.0	0.0
110°-120°	0.0	0.0
120°-130°	0.0	0.0
130°-140°	0.0	0.0
140°-150°	0.0	0.0
150°-160°	0.0	0.0
160°-170°	0.0	0.0
170°-180°	0.0	0.0
0°-90°	32928.0	100.0
0°-180°	32928.0	100.0



REPORT NUMBER: P191926

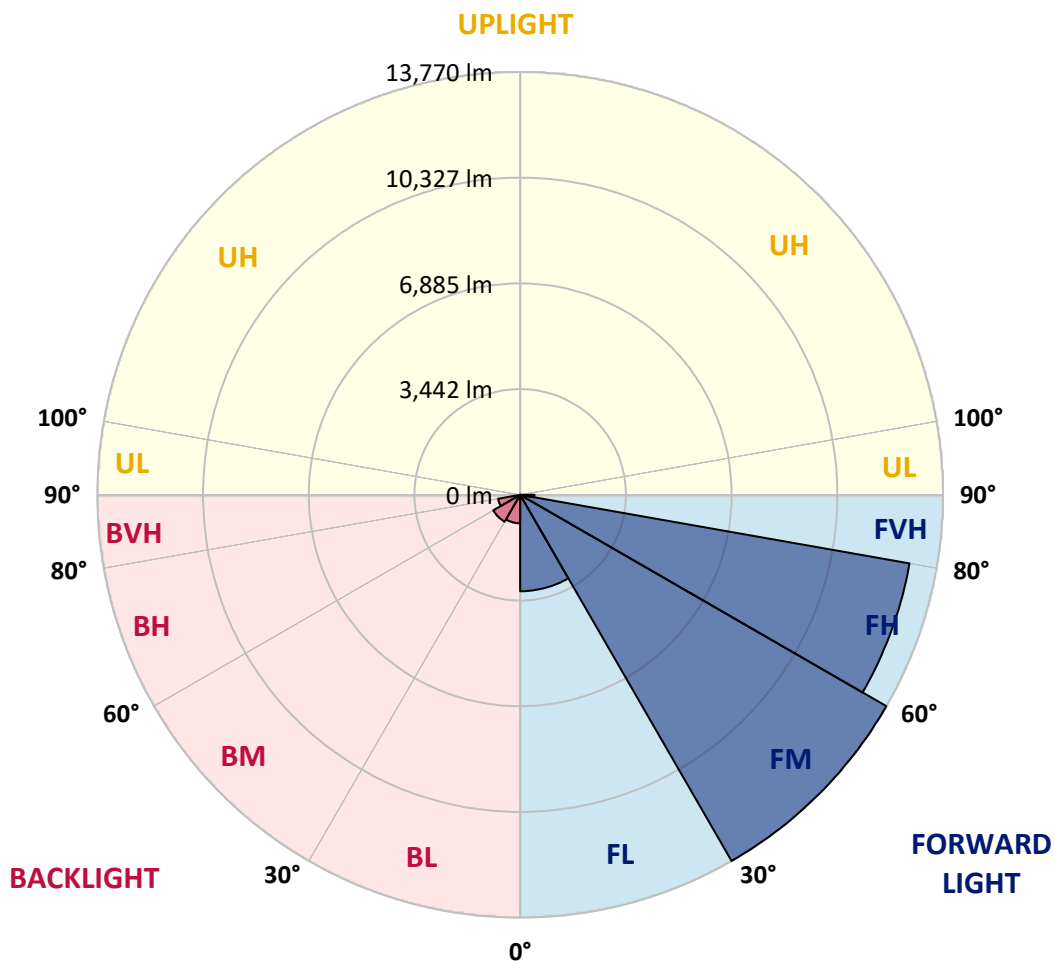
CATALOG NUMBER: GLEON-AF-08-LED-E1-SL3-7050-800-HSS

**LUMINAIRE CLASSIFICATION SYSTEM LUMEN TABLE AND BUG RATING:**

Zone	Lumens	% Fixture	Zone Rating/Lumen Limit		
			B	U	G
FL (0°-30°)	3139.3	9.5			
FM (30°-60°)	13769.5	41.8			
FH (60°-80°)	12873.6	39.1			G5
FVH (80°-90°)	464.0	1.4			G3/500
BL (0°-30°)	928.2	2.8	B2/1000		
BM (30°-60°)	1010.4	3.1	B2/2500		
BH (60°-80°)	728.2	2.2	B2/1000		G2/1000
BVH (80°-90°)	14.7	0.0			G1/100
UL (90°-100°)	0.0	0.0		U0/0	
UH (100°-180°)	0.0	0.0		U0/0	

**BUG Rating: B2-U0-G5**

Type III Short





REPORT NUMBER: P191926

CATALOG NUMBER: GLEON-AF-08-LED-E1-SL3-7050-800-HSS

**CANDELA DISTRIBUTION (FULL):**

	0°	5°	15°	25°	35°	45°	55°	59°	65°	75°	85°
0°	8570.7	8570.7	8570.7	8570.7	8570.7	8570.7	8570.7	8570.7	8570.7	8570.7	8570.7
2.5°	9393.7	9390.0	9349.0	9330.4	9296.9	9226.1	9116.3	9058.5	8965.4	8803.5	8585.6
5°	9308.0	9352.7	9376.9	9378.8	9403.0	9376.9	9278.3	9229.8	9101.4	8840.7	8449.7
7.5°	8727.1	8743.9	8812.8	8872.3	8987.8	9097.6	9133.0	9112.5	9036.2	8756.9	8237.4
10°	8105.2	8122.0	8203.9	8282.1	8438.5	8607.9	8786.7	8823.9	8855.6	8637.7	8032.6
12.5°	7569.0	7585.7	7669.5	7771.9	7954.4	8162.9	8440.4	8501.8	8641.5	8524.2	7868.7
15°	7107.2	7114.6	7196.6	7323.2	7541.0	7809.2	8123.8	8222.5	8436.6	8444.1	7725.4
17.5°	6714.3	6732.9	6783.2	6904.2	7142.6	7474.0	7840.8	7982.3	8233.7	8377.1	7585.7
20°	6474.1	6492.7	6490.9	6557.9	6772.0	7125.8	7557.8	7727.2	8032.6	8308.2	7461.0
22.5°	6427.6	6427.6	6379.2	6369.8	6496.5	6792.5	7263.6	7470.3	7852.0	8278.4	7373.4
25°	6593.3	6585.8	6464.8	6366.1	6371.7	6548.6	6978.7	7224.5	7699.3	8298.9	7326.9
27.5°	6943.3	6934.0	6781.3	6593.3	6442.5	6440.6	6762.7	7027.1	7578.3	8395.7	7345.5
30°	7427.4	7423.7	7258.0	7021.5	6747.8	6496.5	6688.2	6928.4	7500.1	8570.7	7388.3
32.5°	7956.2	7950.7	7825.9	7576.4	7230.1	6747.8	6766.4	6967.5	7522.4	8803.5	7492.6
35°	8516.7	8507.4	8453.4	8235.5	7853.8	7211.5	7023.4	7179.8	7663.9	9151.6	7697.4
37.5°	9123.7	9133.0	9172.1	8963.6	8563.3	7861.3	7453.5	7559.6	7948.8	9624.6	8030.7
40°	10019.3	10017.5	10030.5	9756.8	9371.4	8656.4	8054.9	8088.4	8425.5	10252.1	8537.2
42.5°	11644.8	11531.3	11186.8	10628.2	10240.9	9565.0	8812.8	8777.4	9008.3	11028.5	9246.6
45°	13828.9	13586.9	12693.1	11622.5	11127.2	10589.1	9745.6	9632.0	9779.1	11961.4	10121.7
47.5°	15707.7	15456.3	14192.0	12657.8	12067.5	11561.0	10838.6	10633.8	10682.2	13005.9	11231.5
50°	16346.3	16223.4	15119.3	13559.0	12978.0	12784.4	12106.6	11857.1	11788.2	14214.4	12518.1
52.5°	16124.8	16115.5	15380.0	14143.6	13812.2	14050.5	13702.3	13413.7	13160.5	15488.0	13827.1
55°	15769.1	15815.7	15486.1	14655.7	14644.5	15206.8	15884.6	15644.4	14910.8	16871.4	14955.4
57.5°	14787.9	14987.1	15426.5	15623.9	16081.9	16657.3	17701.9	17843.4	16975.7	17930.9	15892.0
60°	11998.6	12436.2	13873.6	15763.5	17934.6	19368.3	19895.3	20016.3	18670.1	18811.6	17156.3
62.5°	8516.7	8963.6	10786.5	13983.5	17962.5	22930.3	23163.1	22688.3	20535.8	20116.9	19336.7
65°	4520.9	4865.4	6354.9	10093.8	15573.6	23757.0	28877.5	27462.4	23827.8	22684.5	22153.9
67.5°	2312.6	2416.9	3009.0	4939.8	10706.4	21101.8	33999.8	34996.0	29501.2	25231.7	22017.9
69°	2046.3	2107.8	2500.6	3571.3	6855.8	17873.2	34249.3	37582.2	32471.1	25019.5	20008.9
70°	1981.1	2035.1	2392.6	3232.4	5358.8	14989.0	33294.1	37355.1	33230.8	24211.4	18508.1
72.5°	1681.4	1727.9	2130.1	2856.3	4355.2	7440.5	27045.3	31653.7	29819.6	20169.0	13397.0
75°	1124.6	1277.3	2044.5	2677.5	4051.7	4226.7	17830.3	22874.4	21248.9	13603.6	6978.7
77.5°	270.0	290.5	577.2	2130.1	3705.3	3720.2	9170.3	14220.0	11598.3	4848.6	1649.7
80°	145.2	139.6	162.0	422.7	3450.3	3491.2	4128.0	6902.4	4141.0	804.4	543.7
82.5°	102.4	96.8	104.3	176.9	1085.5	3180.3	2986.6	3124.4	1716.7	309.1	243.9
85°	37.2	35.4	57.7	160.1	340.7	1828.5	3068.5	2577.0	1390.9	141.5	178.8
87.5°	13.0	11.2	22.3	87.5	104.3	778.3	1893.6	1947.6	547.4	85.7	83.8
90°	0.0	0.0	0.0	0.0	0.0	0.0	0.0	0.0	0.0	0.0	0.0



REPORT NUMBER: P191926

CATALOG NUMBER: GLEON-AF-08-LED-E1-SL3-7050-800-HSS

**CANDELA DISTRIBUTION (continued):**

	90°	95°	105°	115°	125°	135°	145°	155°	165°	175°	180°
0°	8570.7	8570.7	8570.7	8570.7	8570.7	8570.7	8570.7	8570.7	8570.7	8570.7	8570.7
2.5°	8494.4	8378.9	8166.7	7948.8	7747.7	7505.6	7384.6	7265.5	7215.2	7196.6	7109.0
5°	8248.6	8053.1	7602.5	7150.0	6732.9	6289.8	5997.4	5762.8	5625.0	5558.0	5451.9
7.5°	7933.9	7613.6	6930.3	6232.1	5582.2	4941.7	4466.9	4101.9	3850.6	3729.5	3619.7
10°	7628.5	7202.1	6230.2	5278.7	4396.1	3547.1	2891.7	2416.9	2113.3	1973.7	1884.3
12.5°	7354.8	6801.8	5554.3	4349.6	3241.7	2247.4	1580.8	1202.8	1014.8	949.6	918.0
15°	7110.9	6433.1	4915.6	3467.0	2195.3	1284.8	864.0	735.5	705.7	705.7	702.0
17.5°	6880.0	6071.9	4299.3	2638.4	1377.9	785.8	657.3	640.5	640.5	648.0	648.0
20°	6658.4	5727.5	3703.5	1893.6	867.7	623.8	594.0	590.2	594.0	603.3	603.3
22.5°	6468.5	5414.6	3146.7	1299.7	644.2	562.3	547.4	541.8	543.7	549.3	553.0
25°	6327.0	5150.2	2621.7	880.7	554.9	512.0	495.3	486.0	478.5	478.5	482.3
27.5°	6237.6	4926.8	2113.3	640.5	499.0	465.5	439.4	424.5	407.8	398.5	402.2
30°	6172.5	4714.5	1636.7	523.2	446.9	413.4	379.8	355.6	331.4	320.3	324.0
32.5°	6148.3	4543.2	1223.3	461.8	400.3	363.1	322.1	290.5	264.4	255.1	257.0
35°	6213.4	4407.3	895.6	417.1	363.1	316.5	270.0	234.6	214.1	208.5	210.4
37.5°	6384.7	4334.7	670.3	379.8	329.6	277.4	225.3	191.8	178.8	178.8	180.6
40°	6708.7	4332.8	538.1	353.8	299.8	240.2	186.2	162.0	154.5	158.3	160.1
42.5°	7181.7	4431.5	469.2	329.6	273.7	204.8	154.5	137.8	135.9	139.6	141.5
45°	7827.8	4612.1	432.0	309.1	245.8	171.3	130.3	119.2	119.2	124.8	126.6
47.5°	8619.1	4876.5	400.3	288.6	217.9	143.4	111.7	104.3	106.1	111.7	113.6
50°	9572.4	5209.8	368.7	266.3	197.4	119.2	96.8	91.2	93.1	100.5	102.4
52.5°	10658.0	5658.6	342.6	245.8	171.3	98.7	81.9	78.2	81.9	89.4	91.2
55°	11589.0	6060.8	311.0	229.0	137.8	81.9	67.0	67.0	70.8	80.1	81.9
57.5°	12484.6	6481.6	283.0	197.4	108.0	65.2	55.9	57.7	63.3	72.6	74.5
60°	13799.1	7194.7	249.5	165.7	81.9	52.1	46.5	48.4	55.9	65.2	67.0
62.5°	16031.7	8280.2	216.0	137.8	63.3	41.0	37.2	41.0	50.3	61.4	63.3
65°	18046.3	8721.5	176.9	115.4	48.4	31.7	31.7	37.2	48.4	59.6	61.4
67.5°	16923.6	7341.8	137.8	91.2	37.2	24.2	26.1	35.4	46.5	59.6	61.4
69°	14966.6	6003.0	117.3	72.6	31.7	22.3	24.2	35.4	46.5	57.7	59.6
70°	13441.6	5068.3	104.3	61.4	27.9	22.3	24.2	33.5	46.5	57.7	59.6
72.5°	9002.7	2737.1	83.8	44.7	26.1	20.5	20.5	33.5	44.7	55.9	57.7
75°	3869.2	756.0	67.0	31.7	22.3	18.6	18.6	31.7	42.8	54.0	57.7
77.5°	707.6	191.8	54.0	27.9	22.3	18.6	16.8	29.8	41.0	52.1	54.0
80°	281.2	95.0	42.8	24.2	20.5	16.8	14.9	27.9	39.1	50.3	52.1
82.5°	169.4	54.0	35.4	22.3	20.5	14.9	13.0	24.2	37.2	48.4	50.3
85°	137.8	37.2	27.9	22.3	18.6	14.9	11.2	22.3	33.5	46.5	48.4
87.5°	67.0	26.1	26.1	20.5	18.6	14.9	11.2	20.5	31.7	44.7	46.5
90°	0.0	0.0	0.0	0.0	0.0	0.0	0.0	0.0	0.0	0.0	0.0

(END OF REPORT)